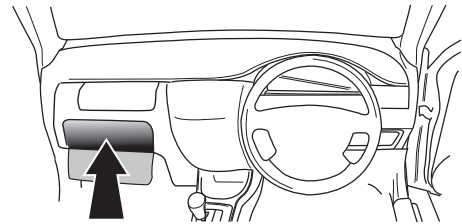


**! INFO !**

Do not charge the battery of the towing vehicle and/or towed vehicle directly via the socket.



**User guide**



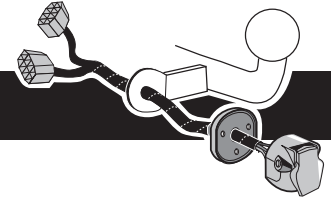
**SPARE PARTS**

**[www.ecs-electronicsuk.co.uk](http://www.ecs-electronicsuk.co.uk)**






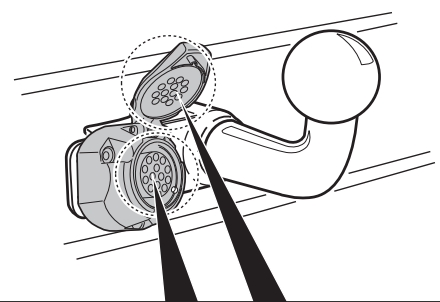

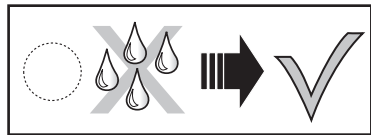
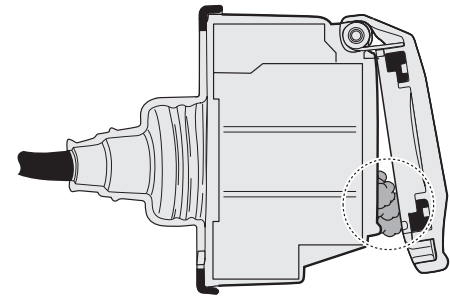
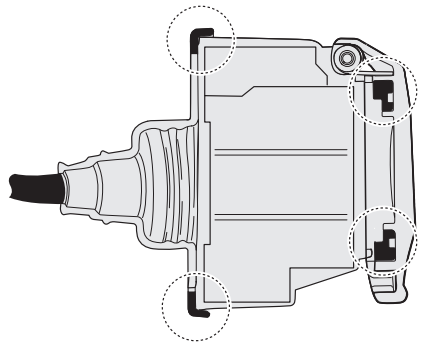
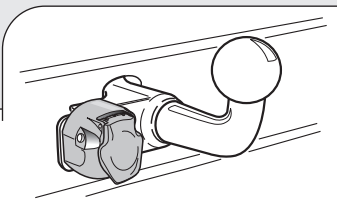
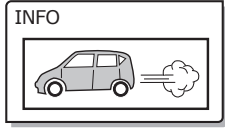
Partnr.: CT-047-D1U

**User Guide**



**Citroën C5 Break 10/2008-  
(Production Nr. 11679-)**






## SOCKET CONNECTION

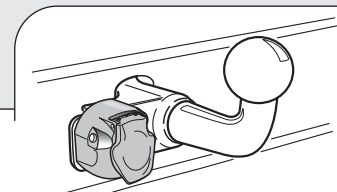
DIN/ISO 11446														
	1/L	2	3/31	4/R	5/58-R	6/54	7/58-L	8	9	10	11	12	13	
Pmax	21W	2x21W		21W	52W	3x21W	52W	2x21W	180W/15Amp	180W/15Amp				
Colour	Yellow	Blue	White	Green	Brown	Red 1,00 mm <sup>2</sup>	Black	Black/ Red	Brown/ White	Red 2,50 mm <sup>2</sup>	White	-	White	



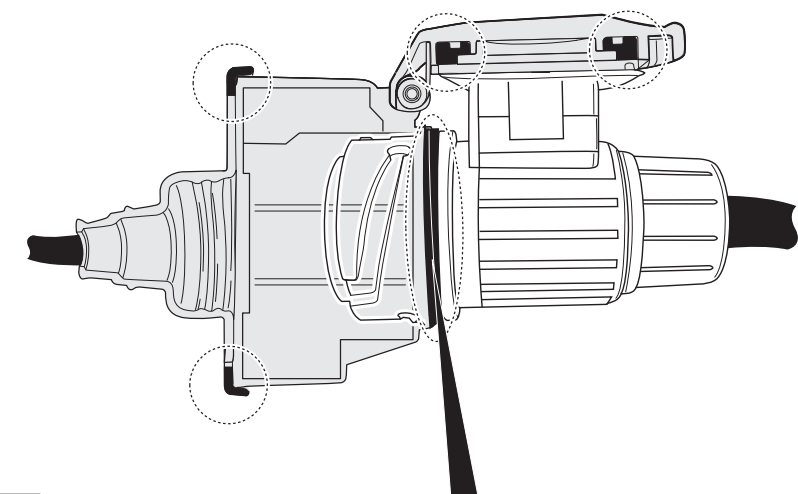
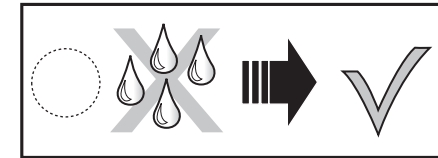

In a coupled trailer with working fog lamp, the fog lamp of the vehicle will be switched off, if applicable.



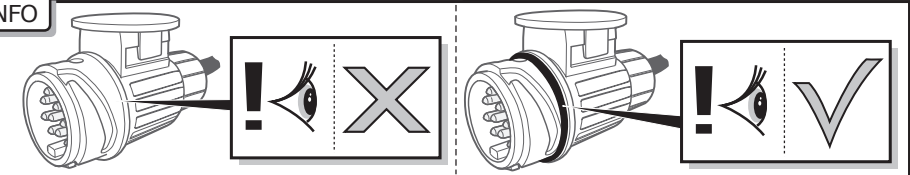
The wiring kit has a possibility to switch off any Park Distance Control in the case of a coupled trailer.



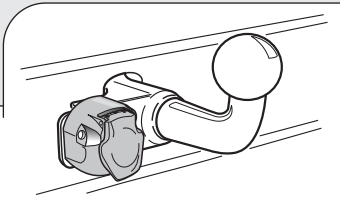
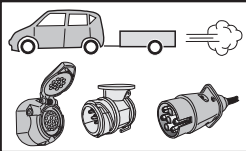
INFO : Ring.



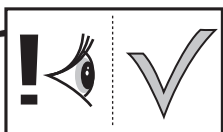
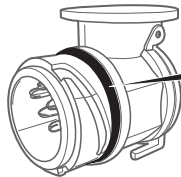
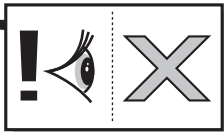
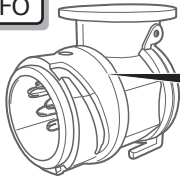
INFO



INFO : Adapt.



INFO



INFO : Storage

