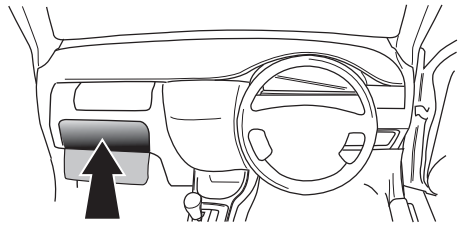
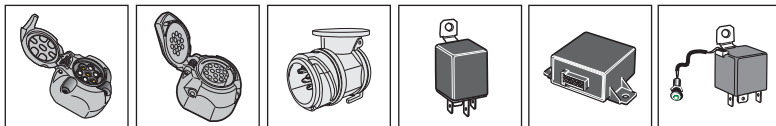


**! INFO !**

Do not charge the battery of the towing vehicle and/or towed vehicle directly via the socket.



**User guide**



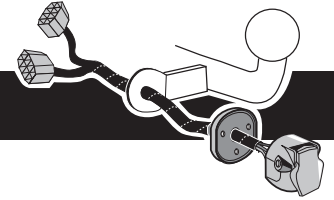
**SPARE PARTS**

**[www.ecs-electronicsuk.co.uk](http://www.ecs-electronicsuk.co.uk)**





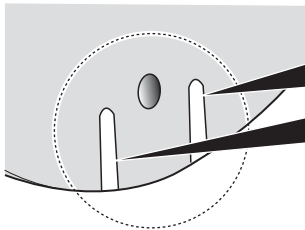
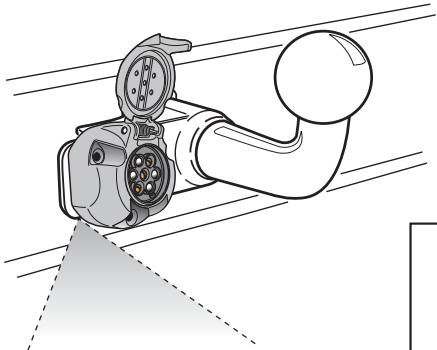


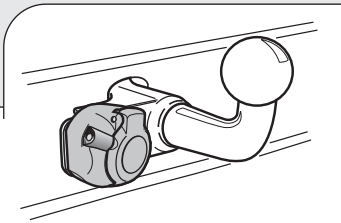
Partnr.: IV-005-BLU

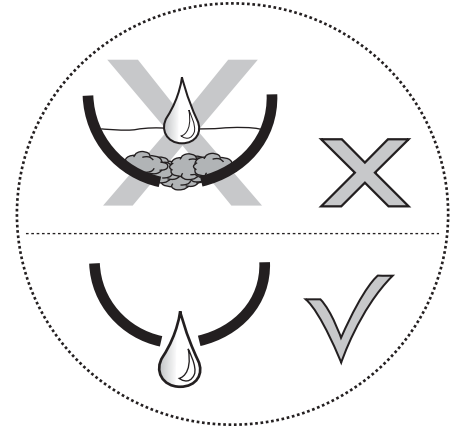
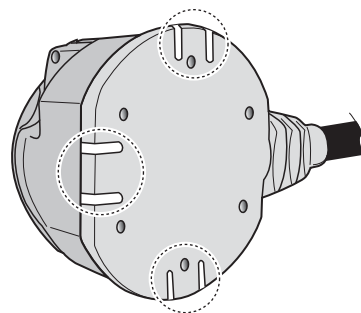
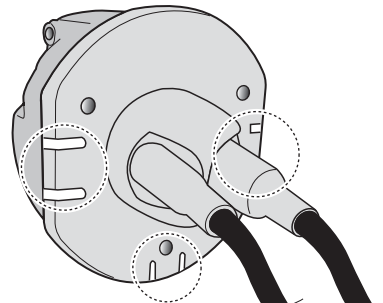
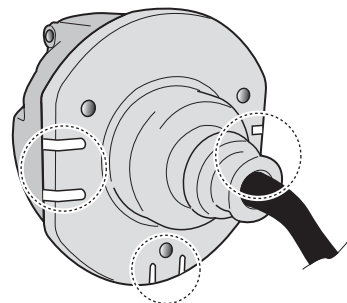
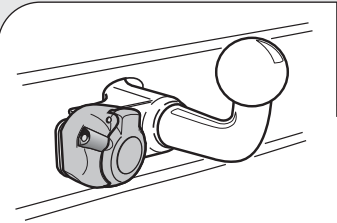
**User Guide**










Daily Van	06/2014 >>
Daily Chassis Cab & Pick up	06/2014 >>
eDaily Van	07/2023 >>
eDaily Chassis Cab & Pick up	07/2023 >>







## SOCKET CONNECTION

DIN/ISO 1724			 1-7				
	1/L	2	3/31	4/R	5/58-R	6/54	7/58-L
Pmax	21W	2x21W		21W	52W	3x21W	52W
Colour	Yellow	Blue	White	Green	Brown	Red	Black



In a coupled trailer with working fog lamp, the fog lamp of the vehicle will be switched off, if applicable.