
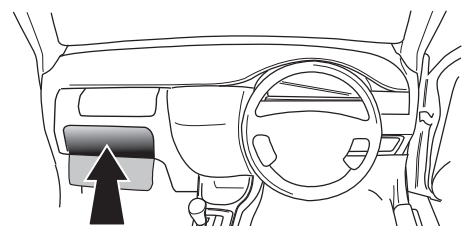
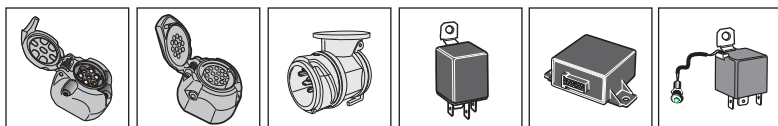


! INFO !

Do not charge the battery of the towing vehicle and/or towed vehicle directly via the socket.



User guide



SPARE PARTS



www.ecs-electronicsuk.co.uk




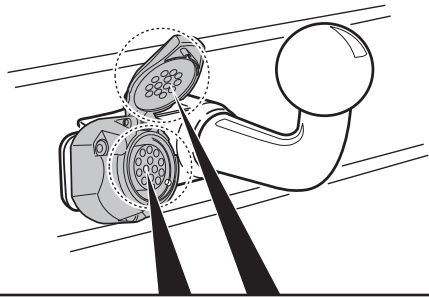
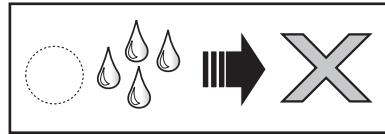
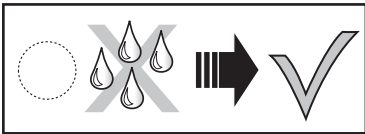
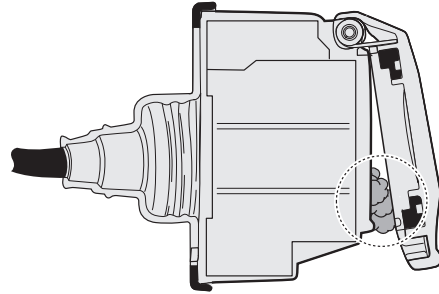
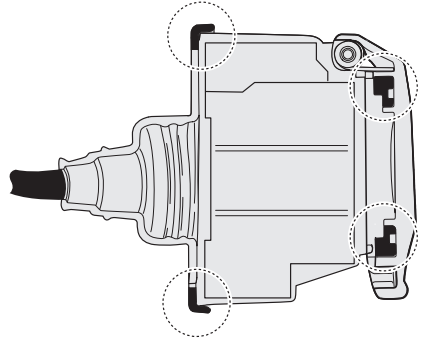
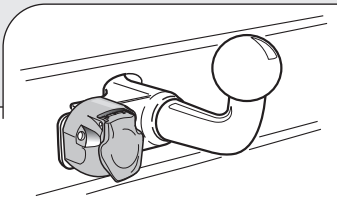
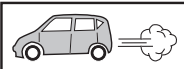
Partnr.: KI-087-DHU

User Guide

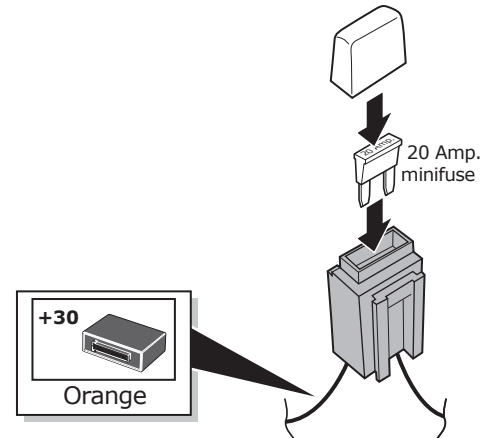

Kia Sportage QL 01/2016 >> 07/2018
Kia Sportage QL 08/2018 >>



INFO



CHANGING THE FUSE




SOCKET CONNECTION


DIN/ISO 11446												—	
	1/L	2	3/31	4/R	5/58-R	6/54	7/58-L	8	9	10	11	12	13
Pmax	21W	21W	21W	21W	42W	3x21W	42W	21W	180W/15Amp	180W/15Amp			
Colour	Yellow	Blue	White	Green	Brown	Red 1,00 mm ²	Black	Black/ Red	Brown/ White	Red 2,50 mm ²	White	-	White



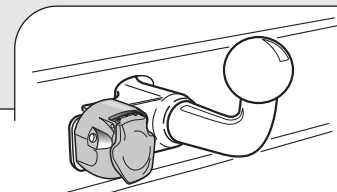
In a coupled trailer with working fog lamp, the fog lamp of the vehicle will be switched off, if applicable.



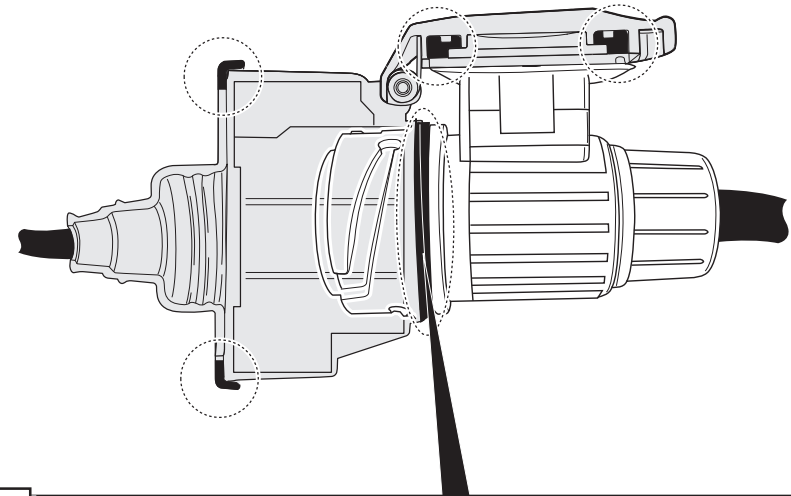
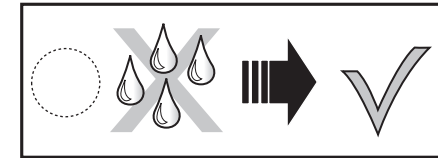

The flashing lights on the trailer are monitored. If one of the indicators of the trailer breaks down, a buzzer will be audible and/or a visual signal will be visible on the dashboard. Check the flashing lights on the trailer.



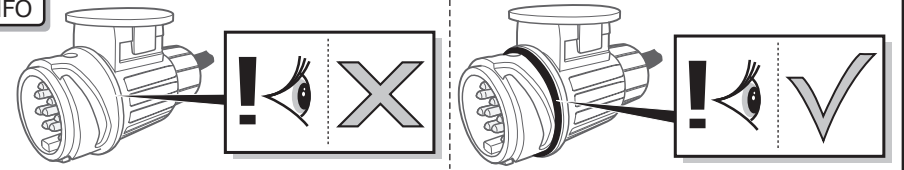
The wiring kit has a possibility to switch off any Park Distance Control in the case of a coupled trailer.



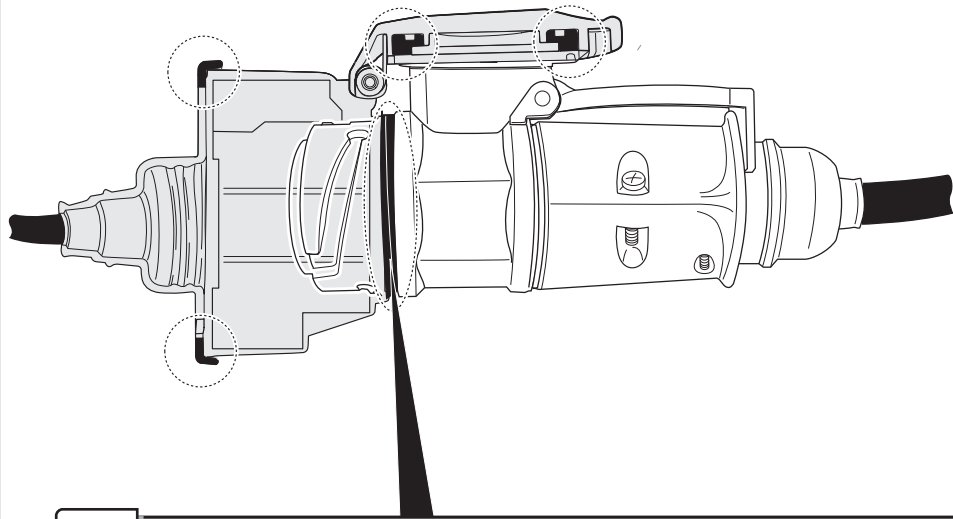
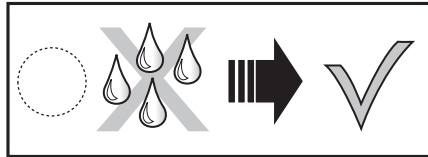
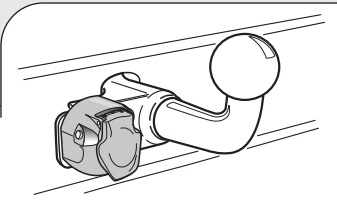

INFO : Ring.



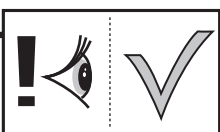
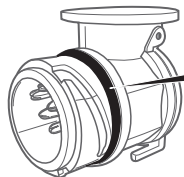
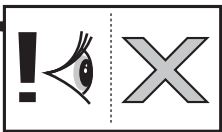
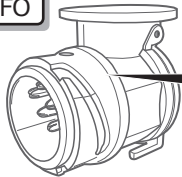
INFO



INFO : Adapt.



INFO



INFO : Storage

